

Scaled data based on original data using
LM-79-08 Approved Method: Electrical and Photometric Measurements of Solid-
State Lighting Products

Test Report Prepared for
Cooper Lighting Solutions
(formerly Eaton)

Brand: McGRAW-EDISON

Report Number: P385452

Luminaire Tested: **GWC-SA1A-727-U-T4W-HSS**

Issue Date: 3/3/2020

Test Information

Test Method: LM-79-08
Report Number: P385452
TEST IS SCALED FROM IESNA LM-79-08 TEST DATA (G2-1903-205-19)
Test Lab: INNOVATION CENTER
Issue Date: 3/3/2020
Manufacturer: COOPER LIGHTING SOLUTIONS (FORMERLY EATON)
Product Line: MCGRAW-EDISON
Catalog Number: GWC-SA1A-727-U-T4W-HSS
Description: GALLEON WALL LUMINAIRE
(1) 70 CRI, 2700K, 615mA LIGHTSQUARE WITH 16 LEDS AND TYPE IV WIDE OPTICS
WITH HOUSE SIDE SHIELD
Light Source: -
Ballast/Driver: ELECTRONIC DRIVER

Summary

Lumens per Lamp: N/A
Luminaire Lumens: 3016 lumens
Efficiency: N/A
Efficacy: 88.7 lumens/watt
Luminous Opening: Rectangular (W 0.5' x L: 0.5' x H: 0')
IES Classification: Type IV - Short
BUG Rating: B0 - U0 - G1

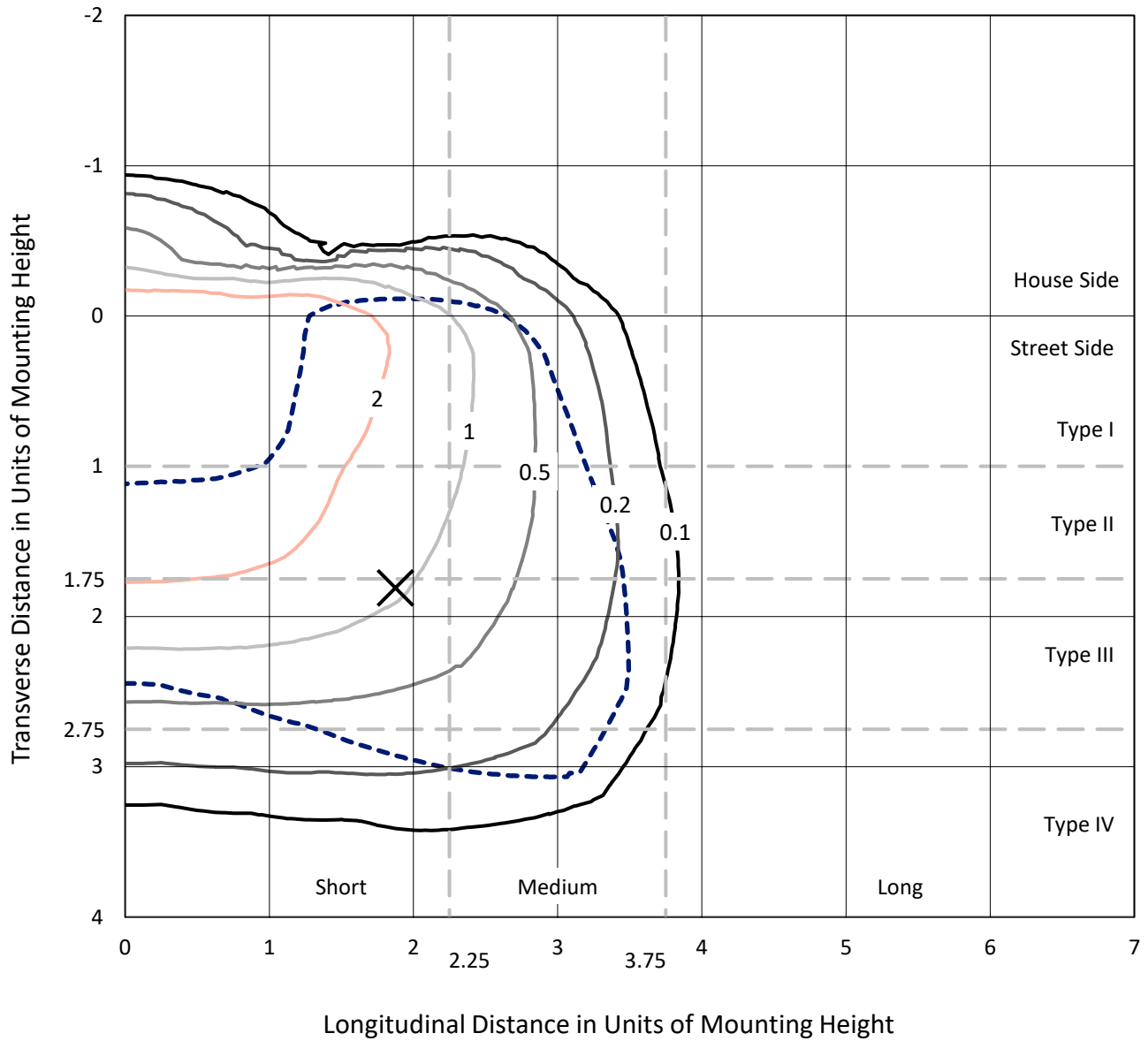
Input Watts (W): 34
Input Voltage (V): NR
Input Current (A_{in}): NR
Voltage Rise (V): NR
Power Factor: NR
Total Harmonic Distortion (THDi): NR
Frequency (hertz): 60
Stabilization Time: NR
Operation Time: NR
Ambient Temperature (°C): NR
Test Distance: 24 FT



REPORT NUMBER: P385452
 CATALOG NUMBER: GWC-SA1A-727-U-T4W-HSS

Iso-Footcandle Lines of Horizontal Illumination

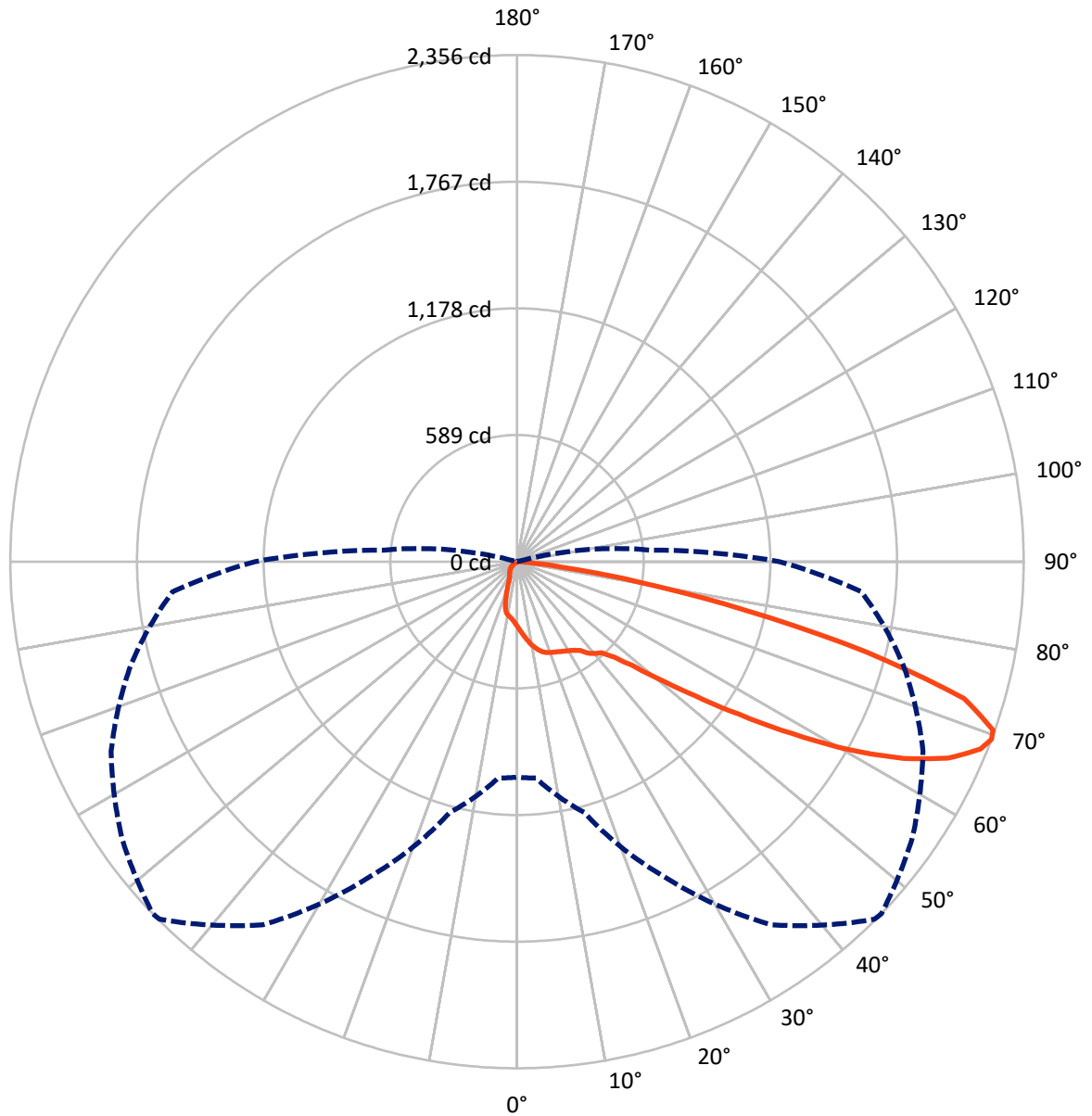
✕ Max cd
 - - - 1/2 Max cd



Based on 10 foot mounting height. Maximum calculated value = 4.4 fc
 Type IV - Short - N/A

REPORT NUMBER: P385452
CATALOG NUMBER: GWC-SA1A-727-U-T4W-HSS

Luminous Intensity Polar Plot



— Vertical Plane Through 46-Deg Lateral - - - Horizontal Cone Through 69-Deg Vertical

REPORT NUMBER: P385452
 CATALOG NUMBER: GWC-SA1A-727-U-T4W-HSS

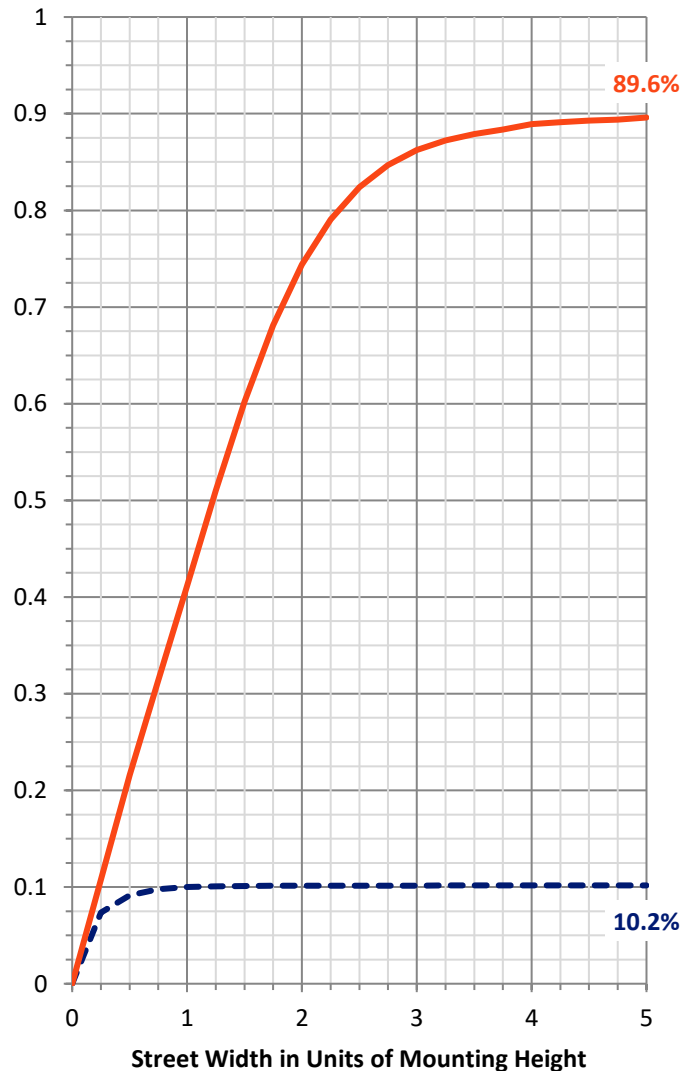
FLUX DISTRIBUTION:

		Downward	Upward	Total
House Side	Lumens	309.5	0.0	309.5
	% Fixture	10.3	0.0	10.3
Street Side	Lumens	2706.5	0.0	2706.5
	% Fixture	89.7	0.0	89.7
Total	Lumens	3016.0	0.0	3016.0
	% Fixture	100.0	0.0	100.0

Coefficient of Utilization

ZONAL LUMENS:

Zone	Lumens	% Fixture
0°-10°	30.1	1.0
10°-20°	91.2	3.0
20°-30°	143.5	4.8
30°-40°	205.8	6.8
40°-50°	355.7	11.8
50°-60°	702.7	23.3
60°-70°	982.1	32.6
70°-80°	474.4	15.7
80°-90°	30.5	1.0
90°-100°	0.0	0.0
100°-110°	0.0	0.0
110°-120°	0.0	0.0
120°-130°	0.0	0.0
130°-140°	0.0	0.0
140°-150°	0.0	0.0
150°-160°	0.0	0.0
160°-170°	0.0	0.0
170°-180°	0.0	0.0
0°-90°	3016.0	100.0
0°-180°	3016.0	100.0



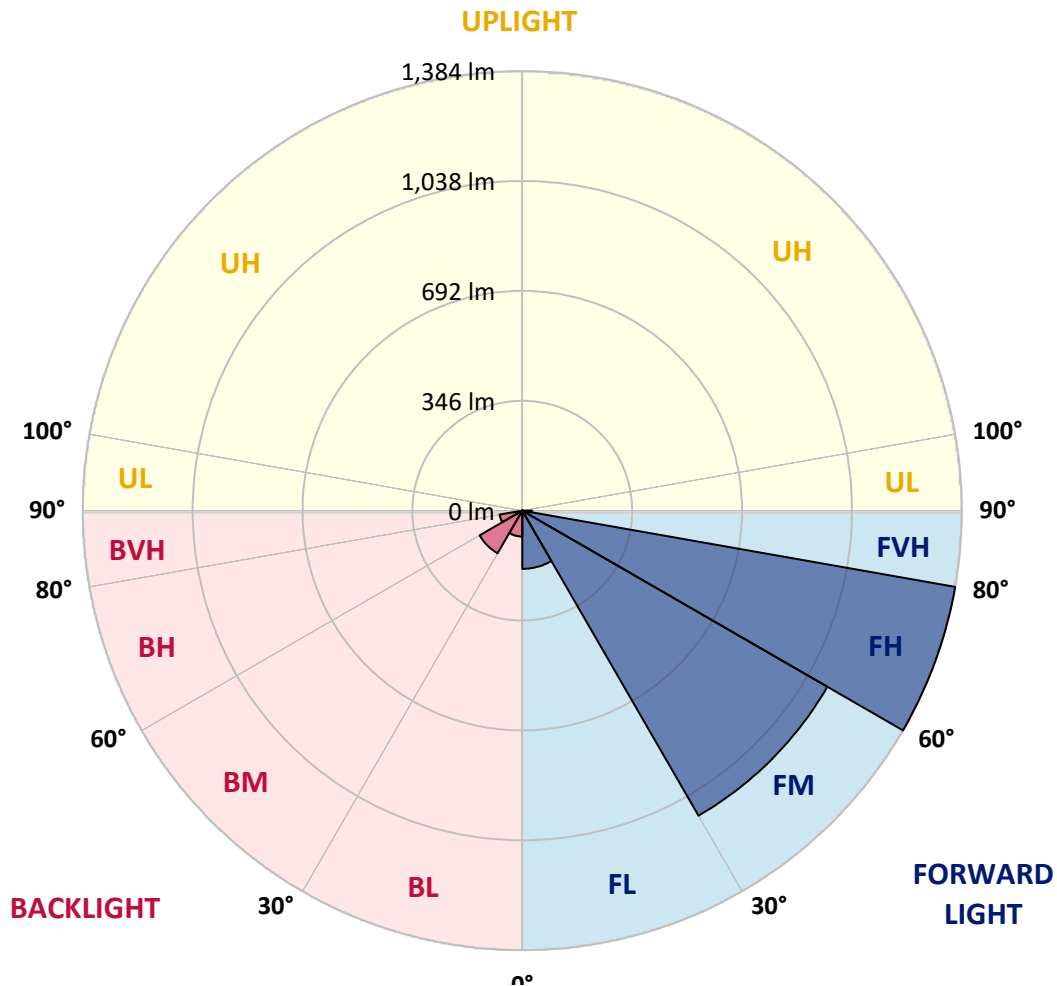
REPORT NUMBER: P385452

CATALOG NUMBER: GWC-SA1A-727-U-T4W-HSS

LUMINAIRE CLASSIFICATION SYSTEM LUMEN TABLE AND BUG RATING:

Zone	Lumens	% Fixture	Zone Rating/Lumen Limit		
			B	U	G
FL (0°-30°)	183.3	6.1			
FM (30°-60°)	1109.1	36.8			
FH (60°-80°)	1383.9	45.9			G1/1800
FVH (80°-90°)	30.2	1.0			G1/100
BL (0°-30°)	81.6	2.7	B0/110		
BM (30°-60°)	155.1	5.1	B0/220		
BH (60°-80°)	72.6	2.4	B0/110		G0/110
BVH (80°-90°)	0.3	0.0			G0/10
UL (90°-100°)	0.0	0.0		U0/0	
UH (100°-180°)	0.0	0.0		U0/0	

BUG Rating: B0-U0-G1
 Type IV Short





REPORT NUMBER: P385452

CATALOG NUMBER: GWC-SA1A-727-U-T4W-HSS

CANDELA DISTRIBUTION (FULL):

	0°	5°	15°	25°	35°	45°	46°	55°	65°	75°	85°
0°	302.2	302.2	302.2	302.2	302.2	302.2	302.2	302.2	302.2	302.2	302.2
2.5°	335.7	335.3	333.3	332.5	327.6	324.8	323.7	320.2	315.1	310.0	304.3
5°	373.9	373.7	370.1	366.5	357.5	349.0	347.4	339.2	327.8	317.0	306.3
7.5°	412.9	411.1	407.4	400.6	387.5	373.9	372.6	361.0	344.8	329.2	313.8
10°	446.0	444.9	440.1	429.7	414.3	398.9	397.4	383.1	364.7	345.6	325.9
12.5°	471.7	470.9	464.5	451.7	435.3	419.3	417.2	404.4	384.8	363.4	340.2
15°	487.4	487.0	479.2	465.5	449.4	435.5	433.7	422.5	404.3	381.9	355.8
17.5°	491.1	491.3	483.2	469.3	456.0	446.1	444.7	436.2	421.0	398.8	371.3
20°	482.9	484.6	477.4	465.4	457.2	451.9	450.8	445.7	432.9	411.9	383.8
22.5°	471.3	472.2	467.2	459.2	455.8	456.8	456.2	453.4	442.5	423.2	396.1
25°	464.2	464.2	461.3	454.5	456.8	462.8	463.0	462.4	453.8	437.1	411.1
27.5°	464.0	463.1	459.7	454.6	460.9	470.2	470.8	474.6	469.2	453.9	429.7
30°	475.3	474.3	467.1	460.4	468.3	478.4	479.8	488.1	485.5	472.2	450.5
32.5°	501.7	498.2	482.2	471.3	477.3	489.3	491.1	504.4	508.6	494.7	470.6
35°	537.9	526.8	503.7	492.0	492.5	505.1	506.8	526.3	538.9	515.3	486.2
37.5°	587.8	582.3	544.9	513.5	516.0	535.1	540.0	561.3	557.7	526.6	503.8
40°	697.3	688.7	648.8	573.7	538.5	559.4	561.0	572.3	572.6	552.2	540.6
42.5°	846.3	842.8	800.8	683.0	582.7	575.7	578.5	597.6	618.9	606.2	605.7
45°	1011.4	1009.5	965.0	828.1	672.3	629.0	632.5	658.1	699.0	701.8	719.8
47.5°	1144.1	1143.3	1117.7	990.0	809.3	719.3	720.5	747.6	819.5	855.0	883.7
50°	1265.2	1269.3	1249.1	1165.2	995.9	860.9	858.2	876.3	991.7	1049.8	1085.5
52.5°	1433.5	1439.3	1382.6	1328.7	1191.8	1036.5	1034.4	1053.4	1198.7	1242.3	1248.6
55°	1582.1	1572.2	1527.4	1511.8	1430.6	1253.5	1252.9	1269.6	1399.0	1417.5	1429.2
57.5°	1647.7	1643.9	1665.5	1701.2	1680.8	1509.8	1508.6	1495.8	1578.1	1580.1	1616.2
60°	1689.1	1693.8	1760.1	1870.0	1920.8	1785.7	1777.5	1699.9	1749.2	1744.9	1783.5
62.5°	1658.0	1667.2	1786.6	1969.7	2100.4	2026.5	2014.9	1886.8	1895.5	1880.3	1916.2
65°	1492.9	1507.1	1702.7	1950.9	2189.4	2214.8	2203.0	2051.9	2011.5	1986.7	1966.7
67.5°	1212.2	1220.6	1424.8	1787.3	2149.3	2327.0	2324.6	2196.5	2099.2	1968.7	1814.0
69°	1001.7	1010.1	1206.6	1615.0	2060.9	2351.1	2355.7	2242.9	2082.5	1859.5	1607.3
70°	848.5	857.4	1040.5	1467.4	1958.4	2339.9	2348.2	2238.5	2034.7	1733.1	1425.8
72.5°	445.0	452.7	640.6	1010.9	1596.5	2148.6	2173.9	2049.3	1724.8	1258.7	843.1
75°	139.9	144.2	250.2	528.4	1093.1	1670.6	1676.4	1607.5	1224.7	692.3	351.1
77.5°	53.3	52.0	83.3	194.7	552.6	1051.9	1087.4	1004.6	642.7	244.8	81.0
80°	28.7	28.8	43.3	80.6	236.4	540.6	570.6	486.9	228.4	76.4	18.7
82.5°	12.4	13.0	24.3	42.7	108.6	199.4	214.4	178.5	87.2	51.3	6.9
85°	2.7	3.0	11.7	23.2	44.3	56.0	58.7	57.8	55.6	39.9	2.7
87.5°	0.0	0.0	5.2	8.3	11.2	12.7	11.2	14.6	30.7	26.9	1.4
90°	0.0	0.0	0.0	0.0	0.0	0.0	0.0	0.0	0.0	0.0	0.0



REPORT NUMBER: P385452

CATALOG NUMBER: GWC-SA1A-727-U-T4W-HSS

CANDELA DISTRIBUTION (continued):

	90°	95°	105°	115°	125°	135°	145°	155°	165°	175°	180°
0°	302.2	302.2	302.2	302.2	302.2	302.2	302.2	302.2	302.2	302.2	302.2
2.5°	302.5	299.9	295.5	290.7	287.3	283.8	281.0	279.7	278.3	277.3	278.6
5°	301.9	297.0	288.5	280.3	274.3	269.5	265.6	264.0	262.5	261.3	261.2
7.5°	306.9	299.9	286.9	274.9	265.7	259.2	253.8	251.6	249.7	248.9	248.2
10°	316.3	307.4	290.0	274.3	262.5	251.4	239.8	230.9	225.1	222.4	221.4
12.5°	328.6	317.5	296.0	277.3	260.1	238.8	214.2	193.0	179.3	174.8	172.1
15°	343.1	329.2	303.7	281.1	251.3	212.5	170.8	143.1	130.4	127.8	125.0
17.5°	356.9	341.6	313.1	281.8	232.1	169.8	125.1	106.3	101.4	103.1	103.5
20°	369.1	353.9	322.3	275.6	197.1	127.4	96.9	92.2	94.0	97.3	97.9
22.5°	381.4	365.8	330.8	259.2	152.4	96.7	87.2	88.4	90.2	93.5	94.0
25°	396.4	380.2	338.7	229.1	114.4	82.3	82.9	84.6	86.4	89.4	89.7
27.5°	413.6	398.5	343.9	189.9	84.8	75.7	77.5	80.0	81.9	84.7	85.3
30°	436.5	422.5	345.6	149.3	71.1	69.7	70.6	73.7	76.4	78.9	79.3
32.5°	458.0	446.3	339.9	112.7	65.9	64.2	64.2	66.0	69.1	71.6	72.1
35°	477.8	470.2	321.8	82.4	61.9	59.1	57.7	57.7	59.7	61.7	62.2
37.5°	504.0	503.7	292.6	65.8	58.1	54.9	51.9	49.6	48.9	49.4	49.6
40°	548.8	549.2	254.4	59.0	54.9	50.5	46.0	41.9	38.0	36.8	36.6
42.5°	618.8	612.4	214.4	55.7	52.0	46.0	39.2	33.7	27.7	25.9	25.7
45°	730.0	692.2	172.0	52.7	49.1	40.9	32.4	24.9	20.1	18.7	18.7
47.5°	891.9	797.0	133.2	49.5	45.1	35.1	24.5	18.0	14.7	14.0	14.1
50°	1059.3	899.6	102.1	45.4	40.3	29.0	18.1	13.0	11.2	11.2	11.3
52.5°	1207.8	974.9	79.6	41.0	34.4	22.8	13.7	10.2	9.3	9.2	9.3
55°	1346.8	1023.4	60.9	35.9	27.3	17.0	10.5	8.3	7.8	7.5	7.4
57.5°	1480.8	1047.4	45.7	29.0	19.8	12.3	8.3	7.1	6.5	6.1	5.9
60°	1570.1	1027.9	31.4	21.4	13.7	8.9	6.9	6.1	5.4	4.9	4.8
62.5°	1620.4	974.6	20.2	15.4	9.8	6.6	5.5	5.1	4.1	3.7	3.7
65°	1600.0	886.6	14.1	11.0	7.1	4.9	4.1	4.1	3.0	2.4	2.3
67.5°	1417.9	749.0	10.7	8.2	5.1	3.7	3.1	3.5	1.8	1.1	1.1
69°	1219.9	620.8	9.2	6.8	4.2	3.0	2.7	3.3	1.3	0.8	0.7
70°	1060.3	535.5	8.3	5.9	3.5	2.5	2.4	3.1	1.3	0.7	0.6
72.5°	634.4	298.7	6.4	4.2	2.3	2.0	2.0	3.5	1.3	0.7	0.6
75°	256.4	105.2	4.7	3.0	1.7	1.7	2.4	4.5	1.1	0.6	0.4
77.5°	58.1	23.0	2.7	1.8	1.1	1.7	2.8	3.5	0.7	0.3	0.0
80°	14.1	5.7	1.7	1.1	0.7	1.3	2.1	2.0	0.1	0.0	0.0
82.5°	4.7	2.0	0.7	0.6	0.1	0.4	1.0	0.6	0.0	0.0	0.0
85°	2.0	1.1	0.3	0.1	0.0	0.0	0.1	0.0	0.0	0.0	0.0
87.5°	1.3	0.4	0.0	0.0	0.0	0.0	0.0	0.0	0.0	0.0	0.0
90°	0.0	0.0	0.0	0.0	0.0	0.0	0.0	0.0	0.0	0.0	0.0

Signify Classified - Internal
Cooper Lighting Solutions Photometric Lab
1121 Highway 74 South
Peachtree City, GA 30269

Scaled Data Report



Report Generated By 670245982

Signify Classified - Internal
Cooper Lighting Solutions Photometric Lab
1121 Highway 74 South
Peachtree City, GA 30269

Scaled Data Report



Signify Classified - Internal
Cooper Lighting Solutions Photometric Lab
1121 Highway 74 South
Peachtree City, GA 30269

Scaled Data Report



Signify Classified - Internal
Cooper Lighting Solutions Photometric Lab
1121 Highway 74 South
Peachtree City, GA 30269

Scaled Data Report



Signify Classified - Internal
Cooper Lighting Solutions Photometric Lab
1121 Highway 74 South
Peachtree City, GA 30269

Scaled Data Report



--- HS — SS

Signify Classified - Internal
Cooper Lighting Solutions Photometric Lab
1121 Highway 74 South
Peachtree City, GA 30269

Scaled Data Report



u

Signify Classified - Internal
Cooper Lighting Solutions Photometric Lab
1121 Highway 74 South
Peachtree City, GA 30269

Scaled Data Report



Signify Classified - Internal
Cooper Lighting Solutions Photometric Lab
1121 Highway 74 South
Peachtree City, GA 30269

Scaled Data Report



(END OF REPORT)